



INTERACTIVE SIGNAL GARDEN



K-2ND

- 01** Look around this interactive space - how many different types of signals do you see? Draw a picture of your favorite signal and write its name below (if available)

- 02** Talk with your group, partner, or chaperone about the different colors and shapes your signals have and what you think they mean.

- 03** Use the space below to draw a scene with a signal, showing how it keeps trains and people safe.

SOUTHERN CALIFORNIA RAILWAY MUSEUM

ALL ABOARD - DISCOVERY GUIDE



www.socalrailway.org | 951.943.3020
2201 South A St, Perris CA 92570




LOS ANGELES RAILWAY COLLECTION

GRIZZLY FLATS COLLECTION




01

Look around the exhibit space - how many different types of streetcars do you see? Draw a picture of your favorite streetcar and write its name and number (if available)




02

How many wheels does your favorite streetcar have?



03

The streetcar below is missing something. Can you draw the missing parts?




04

Are streetcars similar to any transportation we use today? Why do you think this? Talk with your partner, group, or chaparone.

01

Look around the exhibit space - What things do you see? Can you find each of the objects below?



02

Trains and cars are really similar! Draw a line matching parts on the train with parts on the car.

